

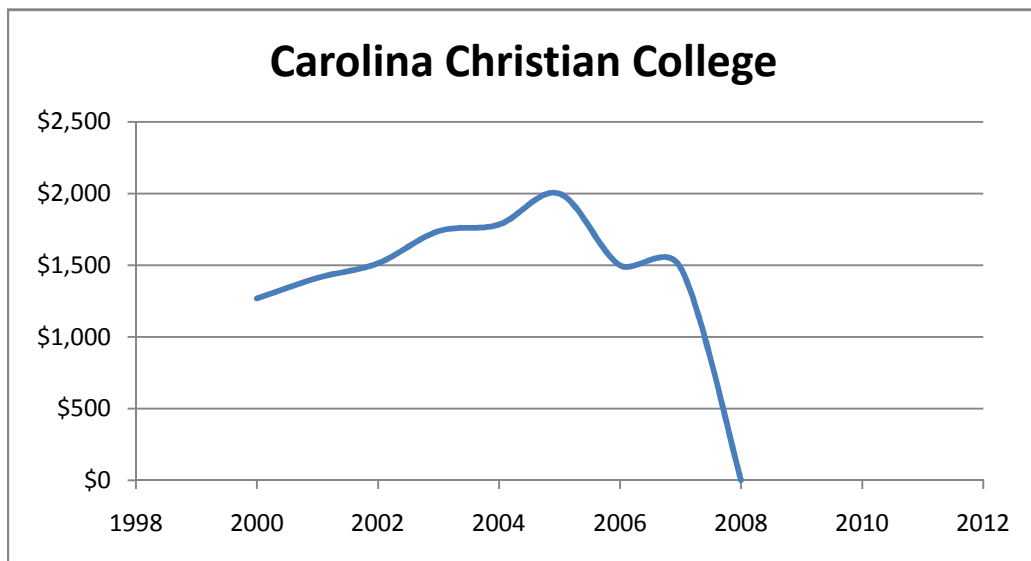
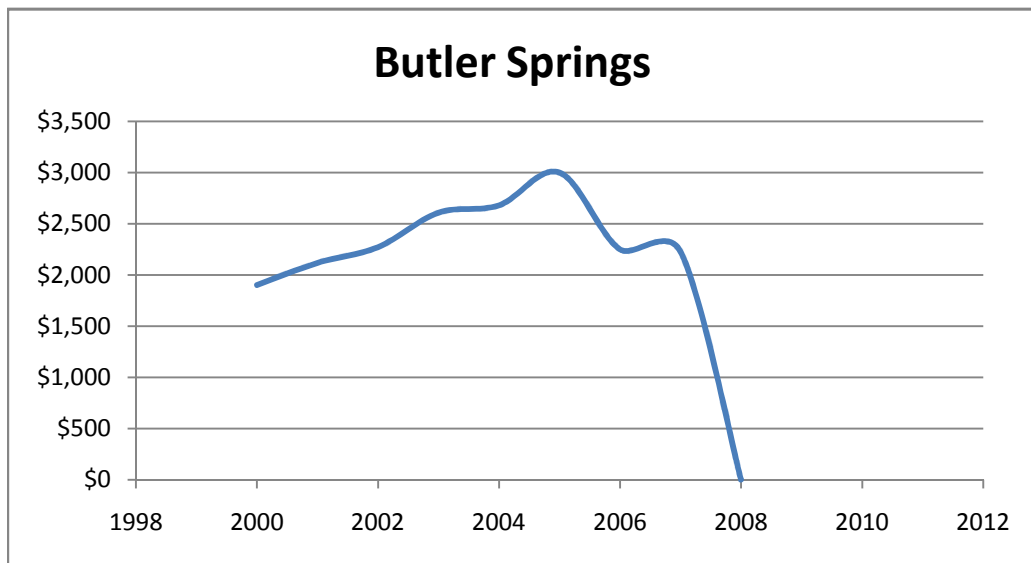
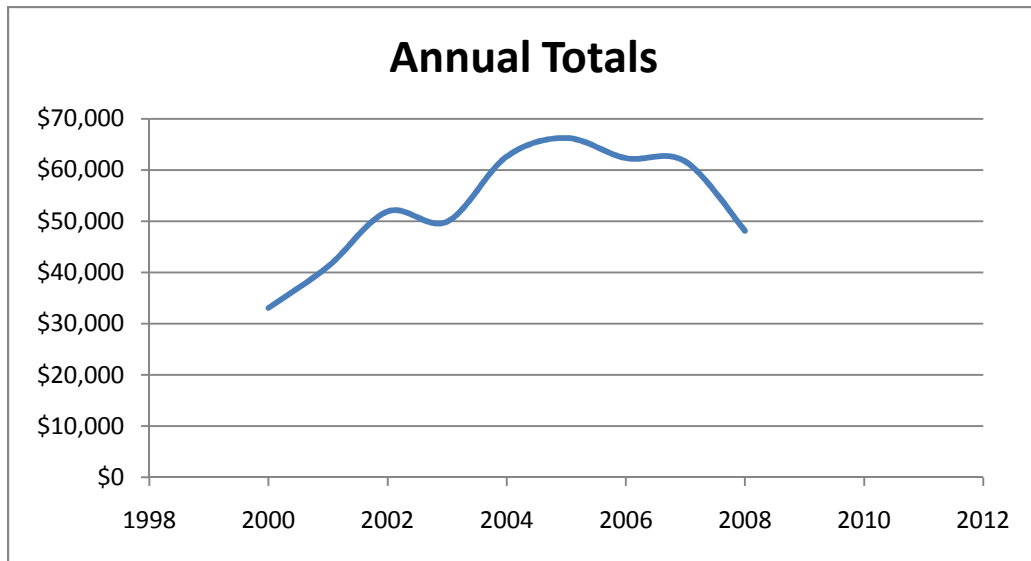
Missions Budget

Historical Data

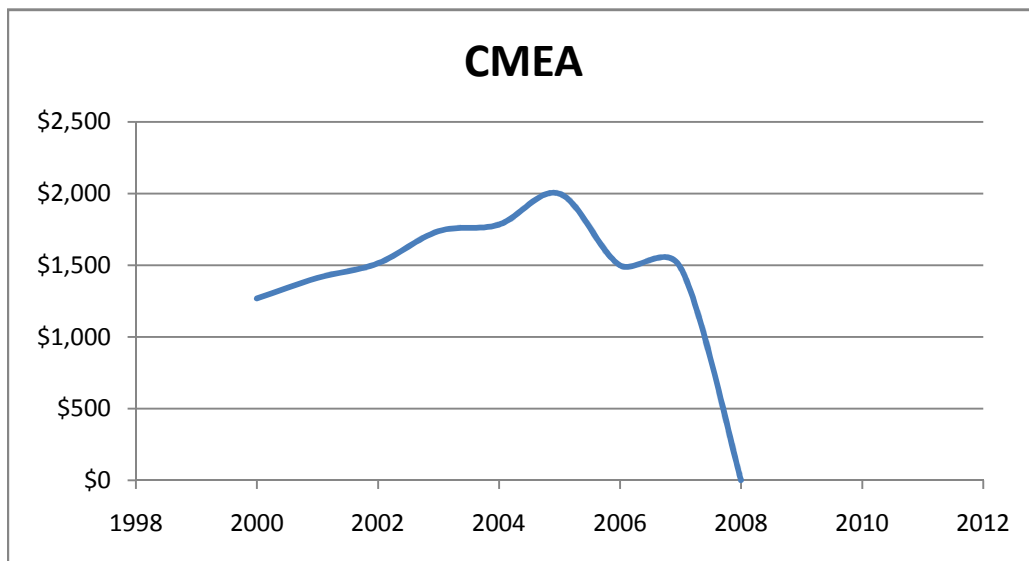
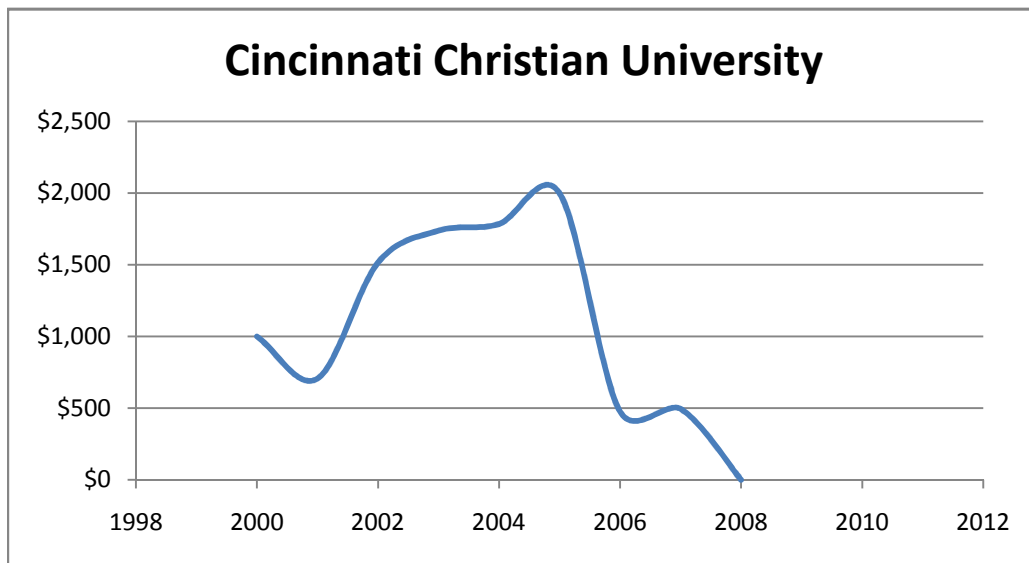
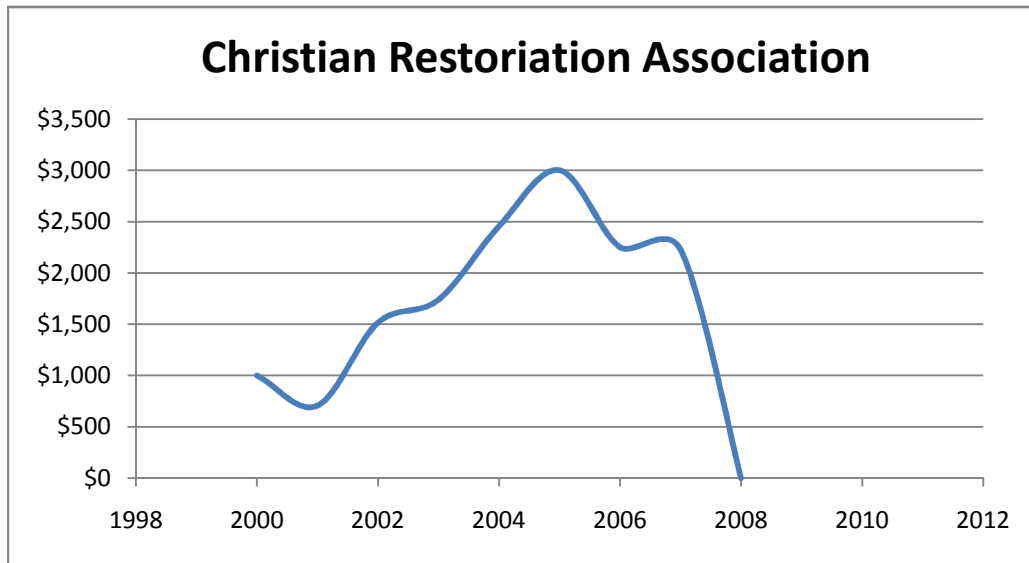
Year	Annual Totals	Butler Springs	Carolina Christian College	Christian Restoration Association	Cincinnati Christian University	CMEA	GSOC	Lineline Christian Mission	MCOCC/Russia Fund	Miscell.	One Tribe Ministries	Team Expansion
2000	\$33,077	\$1,902	\$1,269	\$1,000	\$1,000	\$1,269	\$1,902	\$1,171	\$0	\$0	\$22,983	\$582
2001	\$41,171	\$2,117	\$1,412	\$706	\$706	\$1,412	\$2,117	\$0	\$500	\$1,186	\$30,109	\$906
2002	\$51,912	\$2,271	\$1,514	\$1,514	\$1,514	\$1,514	\$2,271	\$6,550	\$1,136	\$1,330	\$30,283	\$2,014
2003	\$49,927	\$2,608	\$1,738	\$1,738	\$1,738	\$1,738	\$2,608	\$325	\$0	\$500	\$34,200	\$2,734
2004	\$62,620	\$2,680	\$1,784	\$2,454	\$1,784	\$1,784	\$2,010	\$0	\$0	\$2,500	\$42,624	\$5,000
2005	\$66,254	\$3,000	\$2,000	\$3,000	\$2,000	\$2,000	\$0	\$0	\$0	\$500	\$45,504	\$8,250
2006	\$62,327	\$2,250	\$1,500	\$2,250	\$477	\$1,500	\$0	\$0	\$0	\$95	\$46,004	\$8,250
2007	\$61,674	\$2,228	\$1,485	\$2,228	\$495	\$1,485	\$0	\$0	\$0	\$0	\$45,504	\$8,250
2008	\$48,144	\$0	\$0	\$0	\$0	\$0	\$0	\$0	\$0	\$0	\$40,814	\$7,331
2009												
2010												
Total	\$477,106	\$19,056	\$12,701	\$14,889	\$9,714	\$12,701	\$10,909	\$8,046	\$1,636	\$6,111	\$338,025	\$43,317

% Budget 100.00% 3.99% 2.66% 3.12% 2.04% 2.66% 2.29% 1.69% 0.34% 1.28% 70.85% 9.08%

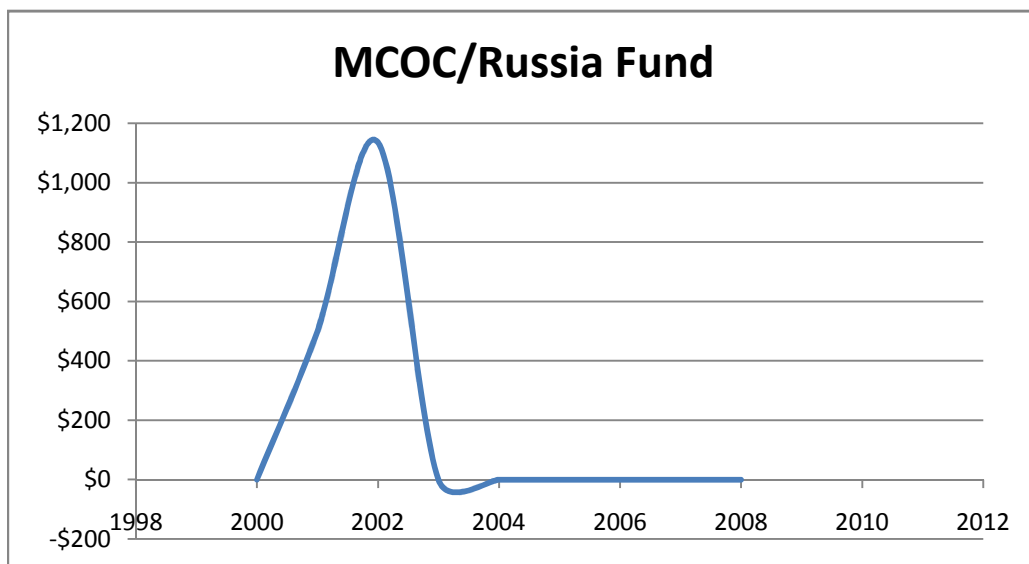
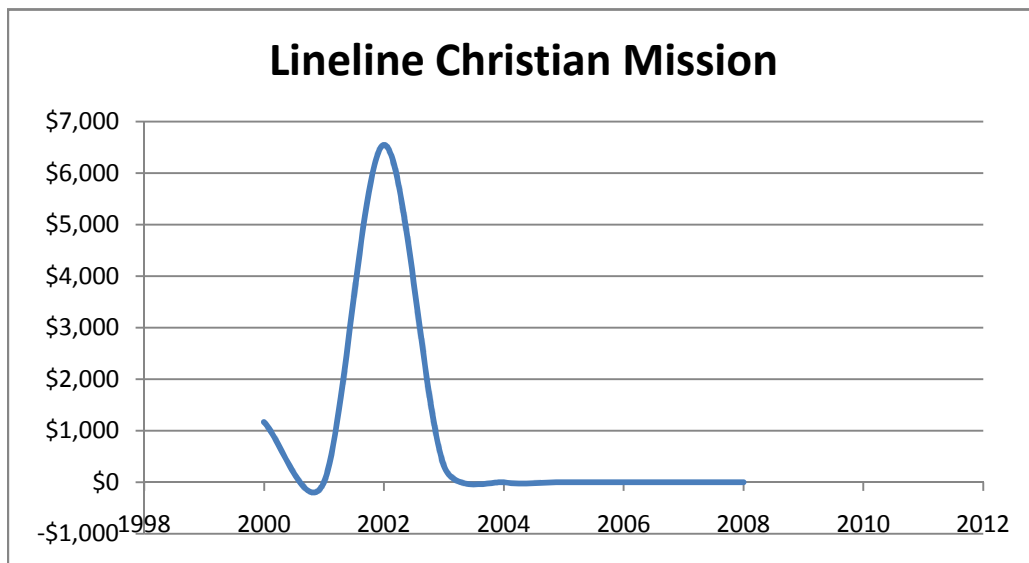
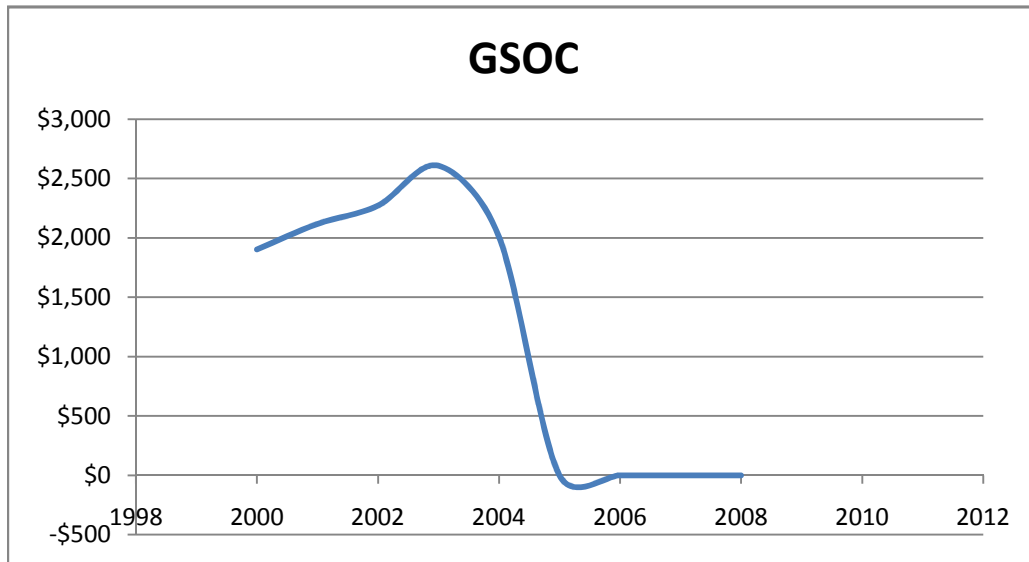
Missions Budget



Missions Budget



Missions Budget



Missions Budget

